

IMPOSSIBLE

Words and Music
by ALICIA KEYS

Freely

N.C. *mp*

Slowly, in 12

Bbmaj7 Am7 Gm7 Fmaj7 Bbmaj7 Am7 Gm7 Fmaj7

Bbmaj7 Am7 Gm7 Fmaj7 Bbmaj7 Am7 Gm7




Oh, oh, oh, oh, Oh, oh, oh, oh.

C  N.C. 

Oh. _____




It's im-pos-si-ble, it's im-pos-si-ble to




Am7  Bbmaj7  C 




love you _____ if you don't _____ let me know _____ what you're




Dm  Gm7  Dm 

feel - ing. _____ It's im-pos-si-ble _____ for me to



Am7  Bbmaj7  C  N.C.

give _____ you _____ what you need, _____ if you al - ways hide - it _____ from _____



Dm



Gm7



Bbmaj7



C



Bbmaj7



C



me. _____

I don't know what hurt you; I just, I wan-na make it right, 'cause,

Bbmaj7



C



D



boy, I'm sick and tired of try'n' to read your

mind. _____ 'Cause it's im -

Bbmaj7



Am7



C/D



pos - si - ble, _____

(Im - pos - si - ble,) _____

oh, ba - by, it's im - pos - si - ble _____ for me to

(im - pos - si - ble.) _____

Gm7



Fmaj7



Gm7



Am7



love you _____

this _____ way. _____

(Oh, _____

hey hey hey, _____

It's im -

Bbmaj7



Am7



C/D



pos - si - ble, hey.) (Im - pos - si - ble.) oh, ba - by, it's im - pos - si - ble (im - pos - si - ble.)

Gm7



N.C.

Dm



if you're mak - ing it this way. Im - pos - si - ble to make it

Am7



Bbmaj7



C



eas - y, if you're al - ways try'n' to make it so damn -

Dm



Gm7



Dm



hard. How can I, how can I give you all my

Am7

Bbmaj7

C

N.C.

love,

ba-by,

if you're al - ways,

al - ways - put - tin' up your -

guard?

This is not a cir - cus; don't you play me for a clown.

How long can e - mo - tions keep on go - ing up and down?

It's im -

pos - si - ble, _____

(Im - pos - si - ble,)_

oh,

ba - by, it's im - pos - si - ble _____

for me to

(im - pos - si - ble.) _____

Gm7 Fmaj7 Gm7 Am7

love you _____ this way, _____ It's im -
 (Oh, _____ hey hey hey, _____)

Detailed description: This system contains the first two staves of music. The top staff is the vocal line, and the bottom two staves are the piano accompaniment. The key signature has one flat (Bb). The first staff has lyrics: "love you _____ this way, _____ It's im - (Oh, _____ hey hey hey, _____)". There are guitar chord diagrams for Gm7, Fmaj7, Gm7, and Am7 above the staff. The piano accompaniment features triplet patterns in both hands.

Bbmaj7 Am7 C/D

pos - si - ble, _____ oh, ba - by, it's im - pos - si - ble
 hey.) (Im - pos - si - ble,) _____ (im - pos - si - ble.) _____

Detailed description: This system contains the second two staves of music. The top staff has lyrics: "pos - si - ble, _____ oh, ba - by, it's im - pos - si - ble hey.) (Im - pos - si - ble,) _____ (im - pos - si - ble.) _____". There are guitar chord diagrams for Bbmaj7, Am7, and C/D above the staff. The piano accompaniment continues with triplet patterns.

Gm7 N.C. Gm7 Am7

if you keep treat - ing me this way. (O - ver and o - ver.) It's im -

Detailed description: This system contains the third two staves of music. The top staff has lyrics: "if you keep treat - ing me this way. (O - ver and o - ver.) It's im -". There are guitar chord diagrams for Gm7, N.C., Gm7, and Am7 above the staff. The piano accompaniment continues with triplet patterns.

Bbmaj7 Am7 C/D

pos - si - ble, _____ oh, ba - by, it's im - pos - si - ble _____ for me to
 (Im - pos - si - ble,) _____ (im - pos - si - ble.) _____

Detailed description: This system contains the final two staves of music. The top staff has lyrics: "pos - si - ble, _____ oh, ba - by, it's im - pos - si - ble _____ for me to (Im - pos - si - ble,) _____ (im - pos - si - ble.) _____". There are guitar chord diagrams for Bbmaj7, Am7, and C/D above the staff. The piano accompaniment continues with triplet patterns.

Gm7 Fmaj7 Gm7 Am7

love you _____ this way. _____ it's im -
(Oh, _____ hey hey hey, _____)

Bbmaj7 Am7 Abm7

pos - si - ble, _____ oh, ba - by, it's im - pos - si - ble _____
hey.) (Im - pos - si - ble,) _____ (im - pos - si - ble.) _____

Gm7 N.C. Dm

_____ if you're mak - in' it _____ this way.

Gm7 Dm

Repeat and Fade Optional Ending

Gm7 Dm