

# BE OUR GUEST

Lyrics by HOWARD ASHMAN  
Music by ALAN MENKEN

*Lumiere: Ma chere Mademoiselle! It is with deepest pride and greatest pleasure that*

Freely  
no chord

Bb/F

A/F

*sfs* *mf*

The piano introduction is in 4/4 time, starting with a *sfs* (sforzando) dynamic. The right hand features a series of chords and melodic fragments, while the left hand plays a steady bass line. Chord diagrams for Bb/F and A/F are provided above the staff.

*we welcome you here tonight. And now, we invite you to relax. Let us pull up a chair as the dining room proudly presents...*

Eb/F

F7

*rit.*

L.H.

The piano accompaniment continues with a *rit.* (ritardando) marking. The right hand has a melodic line with a long slur, and the left hand has a bass line. Chord diagrams for Eb/F and F7 are shown. The label 'L.H.' is placed near the end of the section.

Moderate 2, unhurried

*... your dinner!*

no chord

Bb

Bb maj7

Be our guest! Be our guest! Put our

*mp*

The vocal line begins with the lyrics 'Be our guest! Be our guest! Put our'. The piano accompaniment is in a moderate tempo. Chord diagrams for Bb and Bb maj7 are provided. The dynamic *mp* (mezzo-piano) is indicated.





Bb6

Bb


Bdim7

ser - vice to the test. Tie your nap - kin 'round your neck, cher - ie, and

The vocal line continues with 'ser - vice to the test. Tie your nap - kin 'round your neck, cher - ie, and'. The piano accompaniment continues with the same tempo. Chord diagrams for Bb6, Bb, and Bdim7 are provided.

Cm7  F7  Cm  Cm(maj7) 

we'll pro-vide the rest. *Soup du jour!* Hot hors d'oeuvres! Why, we



Cm7  F  Cm7  C#dim7 





on - ly live to serve. Try the grey stuff. *Chip:* It's de - *Lumiere:* li - cious! Don't be -




Dm7  Db7  Cm7  F7  Bb  Bb maj7 

lieve me? Ask the dish - es! They can sing! They can dance! Af - ter



Bb6  Bb  Bb maj7  Bb7 

all, Miss, this is France! And a din-ner here - is nev - er sec-ond





E $\flat$ 6

no chord

D

Am7/E

Fm6

D7/F $\sharp$

best.

Go on, un - fold your men - u. Take a

Gm7

C7

Cm7

F7

glance and then — you'll be our guest. *Oui*, our guest. Be our

B $\flat$

F $\sharp$ 7

F $\sharp$ 7/G $\sharp$

F $\sharp$ /A $\sharp$

B

Bmaj7

guest!

*Lumiere/Chorus:* Beef ra - gout! Cheese souf - flé! Pie and

*mf*

B6

B

B $\sharp$ dim

*Lumiere:*  
pud - ding "en flam - bé!" We'll pre - pare and serve with flare a cul - i -

C#m7



F#7



C#m



C#m(maj7)



nar - y ca - ba - ret. You're a - lone and you're scared, but the

C#m7



F#7



C#m



Ddim



ban - quet's all pre - pared. No one's gloom - y or com - plain - ing when the

D#m



D9



C#m7



F#7



B



Bmaj7



flat-ware's en - ter - tain - ing. *Chorus:* We tell jokes! *Lumiere:* I do tricks with my

B6



B



Bmaj7



B7



fel - low can - dle - sticks. *Chorus:* And it's all in per - fect taste. That you can



E6



no chord

D#



A#m7/E#



F#m6



Eb7/G



+Lumiere:

bet. \_\_\_\_\_ Come on and lift your glass. — You've won your

G#m7



C#7



C#m



F#7



Lumiere:

own free pass \_\_\_\_\_ to be our guest. If you're stressed it's fine

mp

D#m7



G#7



C#m7



F#9sus



F#7



Chorus:

din - ing we sug - gest. Be our guest! Be our guest! Be our

f

Grandly - same tempo

B(add9)



Bmaj7



guest! \_\_\_\_\_

ff

vcl.

dl

dl

Emaj7/B



C#m7/B



Ah

Em/A



A



G/A



F#m7/A



*mf accel. poco a poco*

G6/A



A7sus



More excitedly

A7



D



Dmaj7



D6







Chorus: Be our guest! Be our guest! Get your wor - ries off your




D  D#dim7 

chest. Let us say for your *en - trée* we've an ar -




Em7  A7  Em  Em(maj7) 




ray. May we sug - gest: try the bread! Try the soup! When the




Em7  A  Em 





crou - tons loop de loop *Women:* it's a treat for an - y




E#dim  F#m7  F7  Em7  A7 



din - er. Don't be - lieve me? Ask the chi - na. *Men:* Sing - ing




D(add9)  2fr      D       Dmaj7       D6 




pork!      Danc - ing      veal!      What    an      en      -      ter - tain - ing



D       D7 

meal!      *All:* How    could    an - y - one    be    gloom - y    or    de -



G6       F#6       G6       no chord      F#7       C#m7/G#  4fr      Am6  5fr      F#7/A#  4fr

pressed? \_\_\_\_\_ We'll make you shout      "en - core" \_\_\_\_\_ and send us

*cresc.*



Bm9       E7       Em 

out      for      more. \_\_\_\_\_ So,    be    our    guest!    Be    our





A7 Bb7

guest! Be our guest!

Eb Eb/F Gb Gb/Ab

Ah

*mf increase gradually*

Eb/Bb Cm7 Gb/Db Ab/Eb

Ah

F F/G Ab Ab/Bb

*ff*

F/C Dm7 Ab/Eb Bb/F

Ah

vø | vø | vø | vø

G7sus

joyfully

vø | vø | vø | vø | vø | vø | vø | vø

G7

Mrs. Potts: It's a

mp

v | v | v | v | v | v | v | v | v | v

C Cmaj7 C6 C

guest! It's a guest! Sakes a - live, well, I'll be blessed. Wine's been



C#dim7



Dm7



G7



poured and, thank the Lord, I've had the nap - kins fresh - ly pressed. With des -

Dm



Dm(maj7)



Dm7



G



sert she'll want tea. And, my dear, that's fine with me. While the

Dm



D#dim



Em7



Eb13



Dm7



G13



cups do their soft - shoe - ing, I'll be bub - bling, I'll be brew - ing. I'll get

C



Cmaj7



C6



C



warm pip - ing hot. Heav - en's sake, is that a spot? Clean it up!

Cmaj7 C7 F6 no chord

We want the com - pan - y im - pressed. Chorus: We've got a

The first system of music features a vocal line and piano accompaniment. The vocal line starts with a whole rest, followed by the lyrics 'We want the com - pan - y im - pressed.' and 'Chorus: We've got a'. The piano accompaniment consists of chords and moving lines in both hands. Chord diagrams for Cmaj7, C7, and F6 are provided above the first three measures. A 'no chord' instruction is above the final measure. A dynamic marking of *f* is present in the piano part.

E Bm7/F# Gm6 E7/G# Am7 D7

lot to do! Mrs. Potts: Is it one lump or two for you, our

The second system continues the vocal and piano parts. The vocal line includes the lyrics 'lot to do! Mrs. Potts: Is it one lump or two for you, our'. The piano accompaniment features chords and moving lines. Chord diagrams for E, Bm7/F#, Gm6, E7/G#, Am7, and D7 are shown above the first six measures. A dynamic marking of *mf* is present in the piano part.

Dm G7 Em A7

Chorus: guest? Mrs. Potts: She's our guest! Chorus: She's our guest! All: Be our

The third system features the vocal line and piano accompaniment. The vocal line includes the lyrics 'Chorus: guest? Mrs. Potts: She's our guest! Chorus: She's our guest! All: Be our'. The piano accompaniment consists of chords and moving lines. Chord diagrams for Dm, G7, Em, and A7 are provided above the first four measures.

Dm Gsus G7 C E no chord

guest! Be our guest! Be our guest! \_\_\_\_\_

The fourth system concludes the piece. The vocal line includes the lyrics 'guest! Be our guest! Be our guest!'. The piano accompaniment features chords and moving lines. Chord diagrams for Dm, Gsus, G7, C, and E are shown above the first five measures. A 'no chord' instruction is above the final measure. Dynamic markings include *rit.* and a crescendo from *sfz* to *pp*.



Slower, morosely

Am



E/G#



*Lumiere:*

Life is so un - nerv - ing for a serv - ant who's not

*mp freely*

Gdim7



serv - ing.

He's not whole with - out a soul to wait up -

D/F#



Fm6



on. \_\_\_\_\_

Ah, those good - old days - when we were

C



Am7



Dm7



use - ful...

Sud - den - ly - those good old days - are





**G**




in and whoops-a - dai - sy!

*Chorus: Be our*

*accel.*


Fast 2, Broadway style

**C**



guest! Be our guest! Our com -

**Cmaj7**



**C6**




mand is your re - quest. It's been



**C**




**C#dim**



years since we've had an - y - bod - y

**Dm7**  **G** 

here and we're ob - sessed! With your



**Dm**  **Dm(maj7)**  <sup>5fr</sup>



meal, with your ease, yes in -



**Dm7**  **G** 


deed, we aim to please. While the



**G7sus**  **G** 

can - dle - light's still glow - ing, let us

*rall.*





Ab7sus

Ab7



help you. We'll keep go - ing course by

Much slower

Db

Dbmaj7

Db6

Db



course, one by one, 'til you shout: "E-nough! I'm done!" Then we'll

*ff accel. poco a poco*

8va - 7

8va - 7

Db7

Gb6

A Tempo

no chord

sing you off to sleep as you di - gest.

To - night you'll

F

Cm7/G

Abm6

F7/A

Bbm9

Eb7



prop your feet up. But for now, let's eat up. Be our

Ebm



Fdim



guest!

Be our

guest!

Be our

8va-1

8va-1

Ebm/Gb



Fm/Ab



Ab13



guest!

Please,

be

our

Db



Dbmaj7



Db6



Db+



guest!

vlllo

vlllo

bv

bv