

# AMERICAN WOMAN

Words and Music by  
BURTON CUMMINGS, JIM KALE  
and GARY PETERSON

Hard rock  $\text{♩} = 84$



The first system of the score features a guitar part on a single staff with a treble clef and a key signature of two flats. The guitar part consists of four measures of whole rests. Below it, the piano accompaniment is written for the right and left hands. The right hand plays a rhythmic pattern of eighth notes with a triplet in the fourth measure. The left hand plays a similar rhythmic pattern. The dynamic marking *mf* is placed at the beginning of the piano part.

The second system continues the piano accompaniment from the first system. The vocal part enters in the fourth measure of this system with the lyrics "A-mer-i-can wom -" and "A-mer-i-can wom -". The piano accompaniment continues with the same rhythmic pattern.

§

The third system begins with a section symbol (§). The vocal part continues with the lyrics "an, an, an, stay a - way from me. stay a - way from me. said get a - way." The piano accompaniment continues with the same rhythmic pattern.



C5

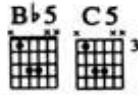
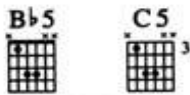
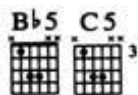


old with you. Now wom - an, stay a - way.  
 els - es eyes. Now wom - an, get a - way.

A - mer - i - can wom - an,  
 A - mer - i - can wom - an,

To Coda I

lis - ten what I say.  
 lis - ten what I say.




2. *D.S. al Coda I*

A - mer - i - can wom -

♠ *Coda I*

B5

*(Inst. solo ad lib. ...)*



1.

2.

*D.C. al Coda II**... end solo)*

◆◆ Coda II

C5



N.C.

Don't come hang-in' 'round my door. Don't wan - na see your face.

N.C.

no more. I don't need your war ma - chines.



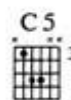
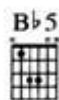
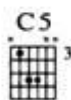
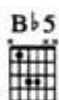
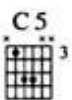
N.C.

I don't need your ghet - to scenes. Col-ored lights can hyp -



N.C.

no - tize, spar - kle some-one els - es eyes. Now



wom-an, \_\_\_\_\_

get a - way. \_\_\_\_\_

A-mer-i-can wom-



an, \_\_\_\_\_

lis-ten what I say. \_\_\_\_\_

A-mer-i-can wom-



an,

stay a-way from me. \_\_\_\_\_

A-mer-i-can wom-



an,

ma-ma, let me be. \_\_\_\_\_

I got-ta




go, I got-ta get a - way. Babe, I got-ta

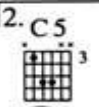
go, I wan-na fly a - way. I'm gon-na




leave you, wom - an. I'm gon-na leave you, wom - an. I'm gon-na




— Bye - bye, bye - bye. Bye -





2.



You're no good for me\_\_\_\_\_ and



I'm no good for you.\_\_\_\_\_ I'll look you right straight



in the eye\_\_\_\_\_ and tell you what I'm gon - na do.\_\_\_\_\_ I'm gon - na

*Repeat ad lib. and fade*

leave you, wom - an.\_\_\_\_\_ You know I got-ta go. I'm gon-na