

# Still in Love

Words and Music by BRIAN McKNIGHT  
and BRANDON BARNES

Moderately

Bb



Gm7



Ebm6/Gb



*mp*

Gm7



Bb/D



Ebm6/Gb



Bb5



F/Bb



Bb7



Bb(add2)



I think — I must —

Gb+/Bb



Bb5



C/Bb



Ebmaj7/Bb



Ebdim7/Bb



— be dream - ing that you — are here — with me. —

Original key: B major. This edition has been transposed down one half-step to be more playable.

B $\flat$ 5 F/B $\flat$  B $\flat$ 7 B $\flat$ sus2 6fr G $\flat$ +/B $\flat$  B $\flat$ 5 B $\flat$ sus2 6fr B $\flat$ 6

Must have died — and gone — to heav - en, and it's all that I hoped it would be. —

F/G Gsus2/B Cm7 3fr B $\flat$ sus2/D F(add2) F/G Gsus2/B

— When the ea - gles for - get how to fly, — { and } it's  
{ when }

Cm7 3fr B $\flat$ sus2/D F(add2) F/G Gsus2/B Cm7 3fr B $\flat$ (add2)/D G $\flat$ maj7#5/D

twen - ty be - low in Ju - ly, — and when vio - lets turn red —

E $\flat$ maj7 3fr F/E $\flat$  B $\flat$ /E $\flat$  F/G Gsus2/B Cm7 3fr B $\flat$ sus2/D

and ros - es turn blue, — I'll be still in

Eb6

F13b9

To Coda

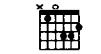
Bb5

F/Bb

Bb7

Gm7/Bb

Gb+/Bb



love \_\_\_\_\_ with you. \_\_\_\_\_

Bb5

C6

Eb/Bb

F7b9

Bb

F/Bb

Bb7

Bb6/9



I live \_\_\_\_\_ to be \_\_\_\_\_

Gb+/F

Bb5

Am

Ebmaj7/Bb

F7b9



\_\_\_\_\_ a - round \_\_\_\_\_ you. You take \_\_\_\_\_ my breath \_\_\_\_\_ a - way. \_\_\_\_\_

D.S. al Coda

F/G Gsus2/B

Bb5 F/Bb

E7#11 Ebmaj6/9

Ab9#11

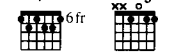
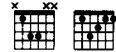
Gm7

Bbsus2/D

Eb+

F/G

Gsus2/B



Can't help \_\_\_\_\_ but talk \_\_\_\_\_ a - bout \_\_\_\_\_ you ev - er - y night \_\_\_\_\_ and day. \_\_\_\_\_ And when

CODA

G♭maj9

D♭/A♭

B♭7#5

All I need is you,

E♭m11

G♭/A♭

A♭9♭5

B♭maj9/D

need you just to hold me, con - sole -

Gm9

A♭maj9

G♭(add2)

A♭(add2)

me o - ver and o - ver. I love

B♭

F/B♭

B♭7

B♭6/9

B♭

F/B♭

B♭7

E♭m6/G♭

F7♭9

you.

Bb

F/Bb

E7#11 Eb maj6/9

Bb5

F/Bb

Bb7

F/G



Piano accompaniment for the first system, featuring a treble and bass clef with various chords and melodic lines.

Gsus2/B

Cm7

Bbsus2/D

F(add2)

F/G

Gsus2/B



When the ea - gles for - get how to fly, — and it's

Piano accompaniment for the second system, continuing the musical piece with chords and melody.

Cm7

Bbsus2/D

F(add2)

F/G

Gsus2/B

Cm7

Bb(add2)/D

Gbmaj7#5/D



twen - ty be - low — in Ju - ly, — and when vio - lets turn red

Piano accompaniment for the third system, featuring a treble and bass clef with various chords and melodic lines.

Ebmaj7

F/Eb

Bb/Eb

F/G

Gsus2/B



and ros - es turn blue, — I'll be

Piano accompaniment for the fourth system, concluding the musical piece with chords and melody.

Chord diagrams: Cm7, Bbmaj9/D, Eb6, F13b9, F/Bb, Bb

still in love \_\_\_\_\_ with you, \_\_\_\_\_

Chord diagrams: F/G, Gm7 (3fr), F/Eb, Ebmaj7 (3fr), F7

Chord diagrams: F/G, Gm7 (3fr), Dm7, Bb/D, F/Eb, Ebmaj7 (3fr), Eb/Ab, Gm7 (3fr), F9sus

still in love \_\_\_\_\_

Chord diagrams: F13b9, Bb(add2), Bb6/9

with you.

*rit.*