

JUMP

Words and Music by
EDWARD VAN HALEN, ALEX VAN HALEN,
MICHAEL ANTHONY and DAVID LEE ROTH

Bright Rock beat

G/C 3fr. C 3fr. F/C G/C 3fr. C 3fr. F/C

C/F Gsus4 G/C 3fr. C 3fr. F/C G/C 3fr.

C F/C C/F Gsus4 G/C 3fr. C

F/C G/C 3fr. C F/C C/F Gsus4

F/C



C



F/C



Musical notation for the first system, including piano accompaniment and vocal line.

C/F



Gsus4



G/C



C



F/C



G/C



I get up, —

and noth - ing gets — me

Musical notation for the second system, including piano accompaniment and vocal line.

C



F/C



C/F



Gsus4



G/C



C



down.

You got it tough.

Musical notation for the third system, including piano accompaniment and vocal line.

F/C



G/C



C



F/C



C/F



Gsus4



I seen the tough - est soul — a - round. —

And I

Musical notation for the fourth system, including piano accompaniment and vocal line.

G/C C F/C G/C C F/C

know, ba - by, just_ how you feel._

C/F Gsus4 G/C C F/C G/C

You got to roll_ with the punch - es to get to what's

C F/C C/F Gsus4 Am

real._ Ah, can't you see me stand - ing here? I got my

F C/E Dm

back a - gainst the rec - ord ma - chine._ I ain't the worst that you've seen._


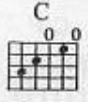










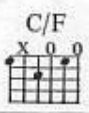


Ah, can't you see what I mean?



Ah, might as well jump.



To Coda

Might as well jump... Go a-head and jump.



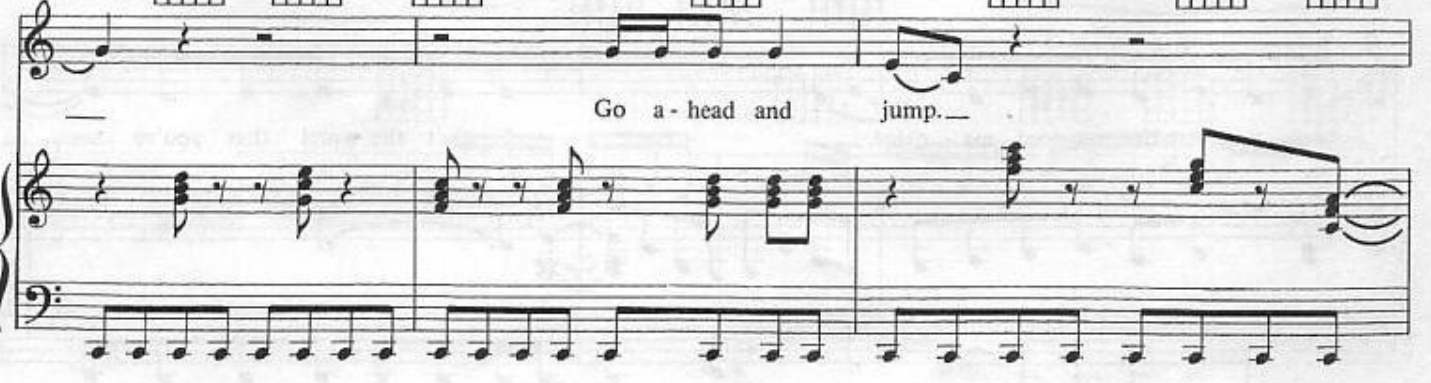














Go a-head and jump.



C/F  Gsus4 

G/C  3fr. C 



F/C 



G/C  3fr.

How old are you? Who said that? Ba-by, how you been?



C  F/C 

C/F  Gsus4 

G/C  3fr. C 

You say you don't know. You won't



F/C 


G/C  3fr.

C 

F/C 

C/F 

Gsus4 

D. S. al Coda 

know un-til you be-gin. So can't you




Coda 

G/C  3fr.

C 

F/C 

G/C  3fr.

C 

F/C 

Go a-head and jump.



C/F Gsus4

C/F: X 0 0 0 0 0
Gsus4: X 0 0 0 0 0

Bbm

Gb

Ab 4fr.

Db 4fr.

Jump!

Bbm

Gb

Ab 4fr.

Db 4fr.

Bbm

Gb

Ab 4fr.

Db

Bbm

Gb

Ab 4fr.

Db 4fr.

G/C 3fr.

C

G/C 3fr.

F/C

G/C 3fr.

C

G/C 3fr.








F/C


G/F







F


G/F


F


G/F  F  G/F  F/G  G  F/G  G 



F/G  G  F/G  G  F/G  Gsus4/Bb 






Gsus4/A 



Gsus4/Ab 



C/G  C 



G/C 3fr. C F/C G/C 3fr. C F/C

This system contains the first two measures of the piece. Above the staff are guitar chord diagrams for G/C (3 fret), C, F/C, G/C (3 fret), C, and F/C. The piano accompaniment features a steady bass line in the left hand and chords in the right hand.

C/F Gsus4 G/C 3fr. C F/C G/C 3fr.

This system contains the next two measures. Chord diagrams include C/F, Gsus4, G/C (3 fret), C, F/C, and G/C (3 fret). The piano accompaniment continues with a consistent rhythmic pattern.

Repeat and fade

C F/C C/F Gsus4 G/C 3fr. C

Might as well jump.

This system contains the third and fourth measures. It includes the instruction "Repeat and fade" above the staff. Chord diagrams are C, F/C, C/F, Gsus4, G/C (3 fret), and C. The vocal line enters in the third measure with the lyrics "Might as well jump." The piano accompaniment provides harmonic support.

F/C G/C 3fr. C F/C C/F Gsus4

Go a - head and jump. _ _ _ _ _ Might as well

This system contains the fifth and sixth measures. Chord diagrams are F/C, G/C (3 fret), C, F/C, C/F, and Gsus4. The vocal line continues with the lyrics "Go a - head and jump. _ _ _ _ _ Might as well". The piano accompaniment concludes the piece.