






THIS LOVE


Words and Music by ADAM LEVINE
and JESSE CARMICHAEL



Moderately


G7/B  Cm 






Fm7  Ddim7 



G7/B  Cm 



Fm7  Ddim7 



G7/B



Cm



I was so high I did not recognize the fire burn - ing in
 I tried my best to feed her ap - pe - tite, keep her com - ing ev -

Fm



Ddim7



her eyes. The cha - os that con - trolled my mind.
 'ry night. So hard to keep her sat - is - fied.

G7/B



Cm



I whis - pered good - bye, she got on a plane nev - er to re - turn
 Kept play - ing love like it was just a game. Pre tend - ing to feel

Fm



Ddim7




a - gain. But al - ways in my heart, oh.
 the same then turn a - round and leave a - gain, but oh.




This love has tak - en it's toll — on me. She said good - bye — too





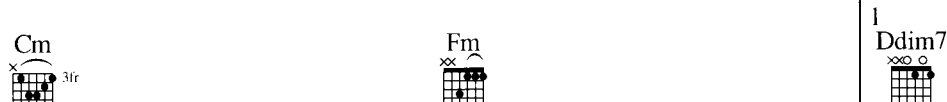
man - y times be - fore. And her heart is break - ing in front — of me. And






I have no choice — 'cause I won't say good - bye an - y - more, — woah, —





— woah, — woah. —





2


Ddim7  Fm7 

I'll fix — these bro - ken things. —



E♭maj7  3fr Bdim7 



Re - pair — your bro - ken wings. — and make — sure ev - 'ry - thing's — al -




Cm  3fr Fm7 



- right. — It's al - right. — My pres - sure on — your hips. —




E♭maj7  3fr G7 





Sink - ing — my fin - ger - tips to ev - 'ry inch — of you — be - cause I know —




 Cm7  Fm





that's what you want me to do. This love has




 Bb7  Eb  Cm7  Fm

tak - en it's toll on me. She said good - bye too



 Bb7  Eb  Cm7  Fm

man - y times be - fore. Her heart is



 Bb7  Eb  Cm7  F7

break - ing in front of me. And I have no choice 'cause



Ab 4fr G7/B Cm7 3fr Fm

I won't say good - bye an - y - more. This love has

Bb7 Eb 3fr Cm7 3fr Fm

tak - en it's toll — on me. She said good - bye — too

Bb7 Eb 3fr Cm7 3fr Fm Bb7 Eb 3fr

man - y times be - fore. (1.) And my heart is break - ing in front — of me.
(2. 3.) Her heart is break - ing in front — of me.

Cm7 3fr F7 Ab 4fr G7

She said good - bye — too man - y times be - fore. —
I have no choice — 'cause I won't say good - bye an - y - more.

Play 3 times

Cm7 3fr Fm Bb7 Eb 3fr Cm7 3fr Fm

This system contains the first six measures of the piece. It features a guitar part with chord diagrams for Cm7 (3rd fret), Fm, Bb7, Eb (3rd fret), Cm7 (3rd fret), and Fm. The piano accompaniment consists of a treble and bass staff with a melodic line in the treble and a bass line in the bass.

Bb7 Eb 3fr Cm7 3fr Fm 3fr Bb7 Eb 3fr

This system contains measures 7 through 12. The guitar part includes chord diagrams for Bb7, Eb (3rd fret), Cm7 (3rd fret), Fm (3rd fret), Bb7, and Eb (3rd fret). The piano accompaniment continues with the same melodic and bass lines.

Cm7 3fr F7 Ab 4fr G7

This system contains measures 13 through 16. The guitar part includes chord diagrams for Cm7 (3rd fret), F7, Ab (4th fret), and G7. The piano accompaniment concludes the main section.

Repeat and Fade **Optional Ending**

Cm7 3fr Fm7 Bb7 Eb 3fr Cm 3fr

The final section is divided into two parts. The 'Repeat and Fade' section (measures 17-20) features guitar chords Cm7 (3rd fret), Fm7, Bb7, and Eb (3rd fret). The 'Optional Ending' (measure 21) features a Cm (3rd fret) chord. The piano accompaniment ends with a final chord in the bass staff.

HL00352744



0 73999 52744 5

05/11/04
 DAVE SNIDER
 MUSIC
 CENTRE LIMITED
 3225 Yonge Street
 Toronto, ON M4J 1Y3
 483-3623

5 5.09