



Letra y Música de ALEX UBAGO

A GRITOS DE ESPERANZA

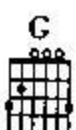
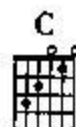
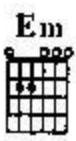
Moderato

Chord diagrams: G, D/F#, Em, Bm, C, D, C, Bm, C, G, D/F#, Em, Bm, C, G, D/F#

Notes: Sol, Re/Fa#, Mim, Sim, Do, Sol, Re/Fa#, Mim Re Do Sim, Do, Sol, Re/Fa#, Mim Sim, Do, Sol, Re/Fa#

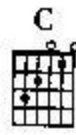
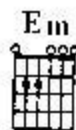
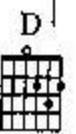
Lyrics: A pe-sar de que la lu - na no bri - lle ma - ña - na, me da-rá i - gual, so-lo ver - te re - ír es lo que ha - ce fe -

Accents: 3, 3, 3



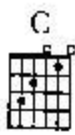
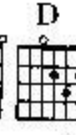

liz, mi al - ma. Y es ver - dad que u - na mi - ra - da dis -

Mim Sim7 Do Sol



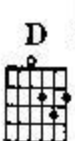
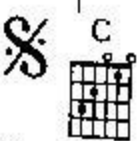
tin - ta o al - gun ges - to más frí - o se cla - va en mi

Re Mim Sim Do



pe - cho, da - ga del des - con - cier - to, pe - ro a - mor a - hí es - tá la ma - gia.

Sol Re Mim Re Lam7 Sim Do



Aho - ra que te veo ni - ña, ya te e - cho de me - nos, no i - ma -
Aho - ra que te ten - go no - pien - so per - der el tiem - po ni per -

Do Re

G D/F# Em

gi - no mis he - ri - das si al - gun dí - a te vas le - jos. Que -
 der - me por mi ab - sur - do é - go ni un so - lo mo - men - to, se es -

Sol Re/Fa# Mim

C D

rrí - a por es - to...
 fu - ma... el mie - do...

Do Re

A G D Em

Que si pre - gun - tan por mi no les di - gas don - de
 Y si pre - gun - tan por ti so - lo di - ré que te

Sol Re Mim

Bm C

fui, que tu al - - - ma sea fuer - te y cuan - do mi -
 vi en mis sue - - ños u - na no - che y só - lo sue -

Sim Do

D G D/F# Em

- res ha - cia el fren - te no re - cuer - des to - do lo que no te di.
 - ño des - de en - ton - ces pa - ra ver - me ca - da dí - a jun - to a ti.

Re Sol Re/Fa# Mim

C7+ C6

Y es que que - dan tan - tas co - sas por con - tar -
 Que tu luz bri - lle por siem - pre por - que

Do7+ Do6

D4 D G D/F# Em

- le y que me cuen - tes. Tan - tos ra - tos y pa - sio - nes por vi - vir...
 tu te lo me - re - ces. Y per - do - na si al - gun dí - a pre - ten - dí...

Re4 Re Sol Re/Fa# Mim

C G/C C D

a tu la - do... oh mi vi - da...
 que no fue - ras... oh tu mis - ma...

Do Sol/Do Do Re

C/D D G D Em

a - tu la - do.

Do/Re Re Sol Re Mim

Detailed description: This system contains the first five measures of the piece. It features a vocal line with a treble clef and a piano accompaniment with a grand staff (treble and bass clefs). Above the vocal line are five guitar chord diagrams for C/D, D, G, D, and Em. The piano accompaniment includes a bass line and a treble line with various notes and triplets. The lyrics 'a - tu la - do.' are written below the vocal line.

Bm C Bm G D/F# Em

Sim Do Sim Sol Re/Fa# Mim

Detailed description: This system contains the next five measures. It includes guitar chord diagrams for Bm, C, Bm, G, D/F#, and Em. The piano accompaniment continues with a bass line and a treble line. The lyrics 'Sim Do Sim Sol Re/Fa# Mim' are written below the piano part.

C G/C C D C/D

Do Sol/Do Do Re Do/Re

Detailed description: This system contains the next five measures. It includes guitar chord diagrams for C, G/C, C, D, and C/D. The piano accompaniment continues with a bass line and a treble line. The lyrics 'Do Sol/Do Do Re Do/Re' are written below the piano part.

Re Sol Re/Fa#

O - ja - lá, que nues - tros o - jos - si

Detailed description: This system contains the final five measures of the piece. It includes guitar chord diagrams for Re, Sol, and Re/Fa#. The piano accompaniment continues with a bass line and a treble line. The lyrics 'O - ja - lá, que nues - tros o - jos - si' are written below the piano part.

Em Bm C G

bri - llen ma - ña - na y que tu voz si - ga pi - dien - do - me a

Mim Sim Do Sol

D Em D Am Bm C

gri - tos a - mor, a gri - tos de es - pe - ran - za.

Re Mim Re Lam Sim Do

C/D D CODA C/D D G De A a Φ , y sigue

a tu la - do.

Do/Re Re Do/Re Re Sol

D Em Bm C G

Re Mim Sim Do Sol