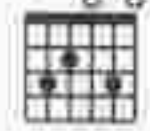


# ALL MY LIFE

Words by JOEL HAILEY  
Music by JOEL HAILEY and RORY BENNETT

Slowly, somewhat freely

C(add9)



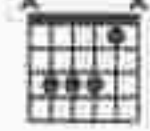
F6/9



Gsus2/B



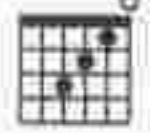

Fsus2/C



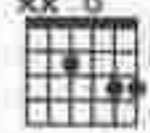
*mf*

*With pedal*


Ebsus2/G Fmaj7



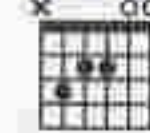
Csus2/E



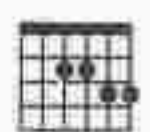
Bbsus2/D




Cmaj7(add13)




Am7(add4)



C/F



E5

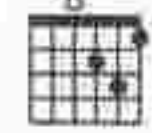


N.C.

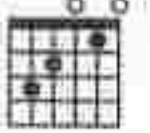
Ba-by, ba-by, ba-by, ba-by, ba-by, ba-by,

Slowly, steadily

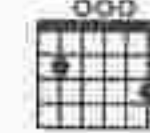
Dm



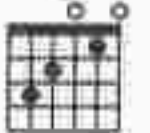
C



G/B



C



G/B



ba-by, ba-by, ba-by, ba-by, babe.  
*(Vocal 1st time only)*

Original key: D $\flat$  major. This edition has been transposed down one half-step to be more playable.



Am7 Dm C G

This system shows the first four measures of the piece. The guitar part has a treble clef and contains four measures of whole rests, with chord diagrams for Am7, Dm, C, and G above each measure. The piano accompaniment has a grand staff with a treble clef and a bass clef. The right hand plays a sequence of eighth notes: G4, A4, B4, C5, D5, E5, F5, G5. The left hand plays a sequence of whole notes: G2, D2, G2, C3.

1 C G/B Am7 2 C G

This system shows measures 5 through 8. The guitar part has a treble clef and contains four measures of whole rests, with chord diagrams for C, G/B, Am7, C, and G above each measure. A repeat sign is placed between the second and third measures. The piano accompaniment has a grand staff with a treble clef and a bass clef. The right hand continues the eighth-note sequence. The left hand continues the whole-note sequence.

Am7 C C/B Am7

I will nev - er find an - oth - er lov - er sweet - er than

This system shows measures 9 through 12. The guitar part has a treble clef and contains four measures of whole notes, with chord diagrams for Am7, C, C/B, and Am7 above each measure. The piano accompaniment has a grand staff with a treble clef and a bass clef. The right hand plays a sequence of eighth notes: G4, A4, B4, C5, D5, E5, F5, G5. The left hand plays a sequence of whole notes: G2, D2, G2, C3.

F(add2) G5 C C/B

you, sweet - er than you. — And I will nev - er find an - oth - er

This system shows measures 13 through 16. The guitar part has a treble clef and contains four measures of whole notes, with chord diagrams for F(add2), G5 (marked with xxx and 3tr), C, and C/B above each measure. The piano accompaniment has a grand staff with a treble clef and a bass clef. The right hand plays a sequence of eighth notes: G4, A4, B4, C5, D5, E5, F5, G5. The left hand plays a sequence of whole notes: G2, D2, G2, C3.

Am7 F Gsus 3fr

lov - er more pre - cious than you, — more pre - cious than you. — Girl, you are

C C/B Am7 F(add2)

close to me, you're like my moth - er, close to me, you're like my fath - er, close to me, you're like my sis - ter,

Gsus 3fr Am7 F(add2)

close to me, you're like my broth - er. You are the on - ly one. — You're my ev -

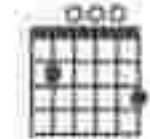
Dm7 G Dm C

- 'ry - thing and for you — this song — I sing. — all my life —

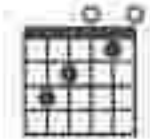
And



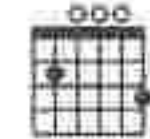
G/B



C



G/B

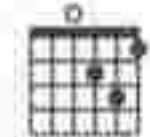


Am7

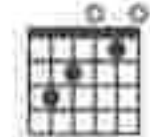


I prayed for some - one — like you and

Dm



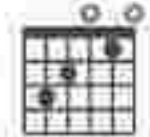
C



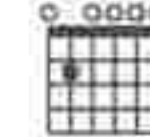
G/B



C

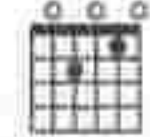


Em7



I thank God — that I, that I fin - al - ly found

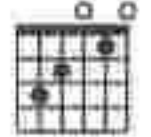
Am7



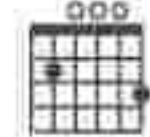
Dm



C

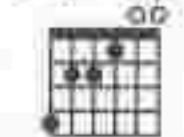


G/B



— you. For all my life — I

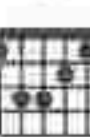
E/G#



Am7



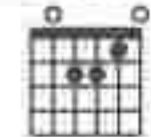
F



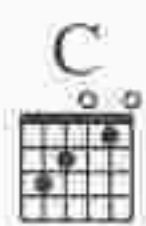
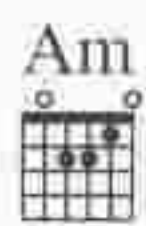
G



Am

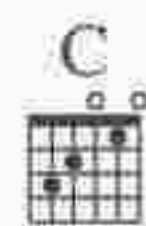
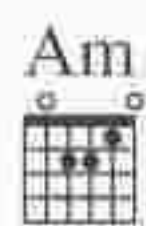


prayed for some - one — like you, and I hope that — you



feel the same way too. Yes, I

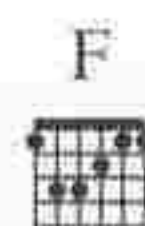
To Coda



pray that you do love me too, I said you're




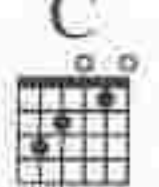
all that I'm thinking of.

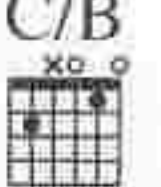


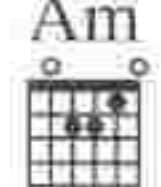
Da, da, da, da, da. Da, da, da, da, da. Da, da, da, da, da. Da, da,




Gsus  3fr

C 

C/B 

Am 

da, da, da. Said I prom-ise to nev-er fall in love \_\_\_ with a strang-er.




F(add2) 

Gsus  3fr

Am7 

You're all I'm think-ing of. I praise the Lord a-bove for send-ing me your love.




Fmaj7 

Dm9 

G 

D.S. al Coda

I cher-ish ev-'ry hug. I real-ly love you. For



CODA 

G 

Am 

G/B 

Dm 

do love \_\_\_ me. You're all \_\_\_ that \_\_\_ I ev-



Bm7 $\flat$ 5 E Am A/C $\sharp$

er know. When you smile — on my face, — all I see — is a glow. You turned —

Dm Bm7 $\flat$ 5 E

— my life — a - round. You picked — me up — when I — was down. —

Am A/C $\sharp$  Dm Bm7 $\flat$ 5

— You're all that I ev - er know. When you smile life is glow.

E Am A/C $\sharp$  Dm

You picked me up when I was down. Say'n you're all that I ev - er know.



Bm7b5 E Am

When you smile life is glow. You picked me up when I was down. And I

F G Am G Am G/B C G/B

hope that you feel the same way too.

Am F G Am G Am G/B

Yes, I pray that you do love me

C Am7 A/C# Dm C

too. In all my life



G/B C Am7 Dm C

I prayed for some - one — like you and I thank God

G/B C Em7 Am7 Dm C

that — I, that I fin - al - ly found — you. — For all my life —

G/B E/G# Am7

**Repeat and Fade**

I prayed for some - one — like you. Yes, I

**Optional Ending**

Am7 F G Am G Am G/B C

you.

HL00351783

