

ALL FOR LOVE

from Walt Disney Pictures' THE THREE MUSKETEERS

Words and Music by BRYAN ADAMS,
ROBERT JOHN "MUTT" LANGE and MICHAEL KAMEN

Moderately (not too fast)

D5  5fr


D 


When it's love you give — (I'll be a man of good
— (I swear I'll al - ways be
— (I'll be the fire in your


mf



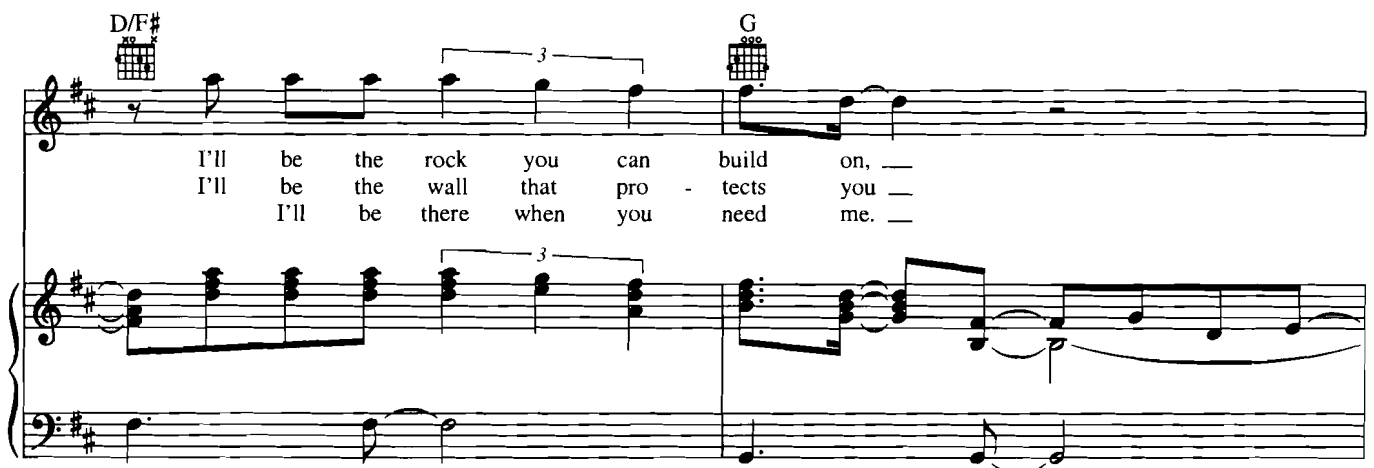
faith.) then in love you'll live. — (I'll make a stand. I won't break.)
strong.) then there's a rea - son why. — (I'll prove to you we be - long.)
night.) then it's love you take. — (I will de - fend, I will fight.)



D/F#  7

G 

I'll be the rock you can build on, —
I'll be the wall that pro - tects you —
I'll be there when you need me. —



D/A

be there when you're old, to have and to
 from the wind and the rain, from the hurt and
 When hon - or's at stake, this vow I will

1 A 2, 3 A D Dsus/E D/F# N.C.

hold. When there's love in - side _ pain. Let's make it }
 make: that it's }

G

all for one and all for love.

Em7

D/A

Let the one you hold be the one you want, the one you -

A D/F# G Bm A D/F# G

need, 'cause when it's all for one it's one for all. ————— When there's

Em7 D/F# G D/A

some - one that should know then just let your feel - ings show and make it

G D/F# Em7 A To Coda ⊕ D

D.S. al Coda

all for one and all for love. ————— When it's love you make

CODA ⊕ D Bm

Don't lay our

G Em7 D/F# G A

love to rest 'cause we could stand up to the test. We got

Bm D/F#

ev - 'ry - thing and more — than we had planned, —

G A Bm

— more than the riv - ers that run — the land. —

D/F# G A

— We've got it all — in our hands.

G Em7 Dsus D

The first system of music features a guitar part with four chords: G, Em7, Dsus, and D. The piano accompaniment consists of a treble and bass clef. The treble clef has a melody with a triplet of eighth notes and a slur over a group of notes. The bass clef provides a simple harmonic accompaniment.

Dsus D G Em7

The second system continues the musical piece with guitar chords Dsus, D, G, and Em7. The piano accompaniment shows more complex chordal textures in the treble clef, including some doublets and slurs, while the bass clef continues with a steady accompaniment.

Asus A N.C.

Now it's all for one and all for love..

The third system includes guitar chords Asus and A, followed by a 'N.C.' (No Chords) instruction. The lyrics 'Now it's all for one and all for love..' are written below the vocal line. The piano accompaniment features a melodic line in the treble clef and a bass line in the bass clef.

G Em7

(It's all for love.) — Let the one you hold be the one you

The fourth system features guitar chords G and Em7. The lyrics '(It's all for love.) — Let the one you hold be the one you' are written below the vocal line. The piano accompaniment continues with a melodic line in the treble clef and a bass line in the bass clef.

D/A A D/F# G Bm A D/F#

want, — the one you need, 'cause when it's all for one it's one for all.

G Em7 D/F# G D/A

— (It's one for all.) When there's some-one that should know then just let your feel-ings show. When there's

Bm7 D/F# G D/A Em7

some-one that you want, — when there's some-one that you need — let's make it all, all for one —

Gm Gm7 Asus D

— and all for love. —

a tempo