

# Eet

Words and Music by  
Regina Spektor

♩ = 138

B♭m(add11)

A♭sus4/C

D♭(add9)

G♭

with pedal

The first system of piano accompaniment consists of two staves (treble and bass clef) in 4/4 time. The key signature has three flats (B♭, E♭, A♭). The music begins with a piano (*p*) dynamic. The first measure features a B♭m(add11) chord. The second measure features an A♭sus4/C chord. The third measure features a D♭(add9) chord. The fourth measure features a G♭ chord. The bass line includes a pedal point on the low B♭.

B♭m(add11)

A♭sus4/C

D♭(add9)

G♭5

N.C.

1. It's like for -

The second system includes a vocal line and piano accompaniment. The vocal line starts with a whole rest for four measures, followed by a triplet of eighth notes (G♭, A♭, B♭) on the fifth measure. The piano accompaniment continues with the same chords as the first system. The key signature remains three flats.

B♭m(add11)

A♭sus4/C

D♭(add9)

G♭5

get - ting \_\_\_\_\_

the words \_

to your fav - 'rite song. \_

You can't \_ be -

The third system includes a vocal line and piano accompaniment. The vocal line continues with the lyrics: "get - ting \_\_\_\_\_ the words \_ to your fav - 'rite song. \_ You can't \_ be -". The piano accompaniment continues with the same chords as the previous systems. The key signature remains three flats.

B $\flat$ m(add11)



A $\flat$ sus4/C




D $\flat$ (add9)



G $\flat$ 5



lieve it, \_\_\_\_\_ you were al - ways sing - ing a - long. — It was so



B $\flat$ m(add11)



A $\flat$ sus4/C




D $\flat$ (add9)



G $\flat$ 5



eas - y, \_\_\_\_\_ and the words \_ so sweet, you can't re-mem -



B $\flat$ m(add11)



A $\flat$ sus4/C




D $\flat$ (add9)



G $\flat$ 5



- ber, \_\_\_\_\_ you try to feel the beat...



G $\flat$ /B $\flat$



G $\flat$



A $\flat$ sus4



A $\flat$



...eet, \_\_\_\_\_ ...eet, ...eet,



G $\flat$ /B $\flat$



G $\flat$



A $\flat$ sus4



A $\flat$



N.C.

...eet, \_\_\_\_\_ ...eet, ...eet. 2. You spent half of your \_

B $\flat$ m(add11)



A $\flat$ sus4/C



D $\flat$ (add9)



G $\flat$ 5



— life \_\_\_\_\_ try-ing to fall \_ be-hind, \_ you're us-ing your head-

*mp*

B $\flat$ m(add11)



A $\flat$ sus4/C



D $\flat$ (add9)



G $\flat$ 5



- phones \_\_\_\_\_ to drown out \_ your mind, \_ it was so

*cont. sim.*

B $\flat$ m(add11)



A $\flat$ sus4/C



D $\flat$ (add9)



G $\flat$ 5



eas - y, \_\_\_\_\_ and \_ the words so sweet, you can't re-mem -

*mf*

B $\flat$ m(add11)



A $\flat$ sus4/C



D $\flat$ (add9)



G $\flat$ 5



- ber, \_\_\_\_\_ you try to move your feet...

G $\flat$ /B $\flat$



G $\flat$



A $\flat$ sus4



A $\flat$



...eet, \_\_\_\_\_ ...eet, ...eet,

G $\flat$ /B $\flat$



G $\flat$



A $\flat$



B $\flat$ m



A $\flat$ 7/C $\flat$



...eet, \_\_\_\_\_ ...eet, ...eet.

G $\flat$ /B $\flat$



A $\flat$



Db5      D♭maj7      D♭6      D♭maj7

*ff*

1. G♭5      G♭maj7      G♭6      G♭maj7

*p*

2. G♭5      G♭maj7      G♭6      G♭maj7      N.C.

3. Some-one's de -

*p*

B♭m(add11)      A♭sus4/C      D♭(add9)      G♭

cid - ing      wheth - er   or   not   to   steal,   he   o - pens   a

*p*

B $\flat$ m(add11)      A $\flat$ sus4/C      D $\flat$ (add9)      G $\flat$ 5

win - dow, \_\_\_\_\_ just to feel \_ the chill, \_ he hears that

B $\flat$ m(add11)      A $\flat$ sus4/C      D $\flat$ (add9)      G $\flat$ 5

out - side \_\_\_\_\_ a small boy just start - ed to cry, \_ 'cause it's \_ his

*mf*      *cont. sim.*

B $\flat$ m(add11)      A $\flat$ sus4/C      D $\flat$

turn but his broth-er won't let him \_ try.

D $\flat$ 5      D $\flat$ maj7      D $\flat$ 6      D $\flat$ maj7

*ff*      *cont. sim.*

1.

G $\flat$ 5                      G $\flat$ maj7                      G $\flat$ 6                      G $\flat$ maj7

Detailed description: This system shows the first four measures of a musical piece. The guitar part features four chords: G $\flat$ 5, G $\flat$ maj7, G $\flat$ 6, and G $\flat$ maj7. The piano accompaniment consists of a steady eighth-note bass line in the left hand and a melody in the right hand with some ties.

2.

G $\flat$ 5                      G $\flat$ maj7                      G $\flat$ 6                      G $\flat$ maj7                      N.C.

Detailed description: This system shows the next four measures. The guitar part continues with G $\flat$ 5, G $\flat$ maj7, G $\flat$ 6, and G $\flat$ maj7, followed by a 'N.C.' (Natural Chord) instruction. The piano accompaniment continues with the same bass line and melody. The lyrics '4. It's like for-' are written below the vocal line.

B $\flat$ m(add11)                      A $\flat$ sus4/C                      D $\flat$ (add9)                      G $\flat$ 5

Detailed description: This system shows the next four measures. The guitar part features four chords: B $\flat$ m(add11), A $\flat$ sus4/C, D $\flat$ (add9), and G $\flat$ 5. The piano accompaniment includes a dynamic marking 'p' (piano). The lyrics 'get - ting \_\_\_\_\_ the words \_ to your fav - 'rite song. You can't be -' are written below the vocal line.

B $\flat$ m(add11)                      A $\flat$ sus4/C                      D $\flat$ (add9)                      G $\flat$ 5

Detailed description: This system shows the final four measures. The guitar part features four chords: B $\flat$ m(add11), A $\flat$ sus4/C, D $\flat$ (add9), and G $\flat$ 5. The piano accompaniment continues with the same bass line and melody. The lyrics 'lieve it, \_\_\_\_\_ you were al - ways sing - ing a - long, \_ it was so' are written below the vocal line.

B $\flat$ m(add11)



A $\flat$ sus4/C



D $\flat$ (add9)



eas - y, \_\_\_\_\_ and the words \_\_\_\_\_ so

*mp*

(Small notes optional)

G $\flat$ 5



B $\flat$ m(add11)



A $\flat$ sus4/C



sweet, you can't re-mem - ber, \_\_\_\_\_ you try to

D $\flat$ (add9)



G $\flat$ 5



B $\flat$ m(add11)



move your feet. It was so eas - y, \_\_\_\_\_

*f*



Absus4/C



D♭(add9)



G♭5



— and — the words so sweet, you can't re-mem-

B♭m(add11)



Absus4/C



D♭(add9)



- ber, \_\_\_\_\_ you try to feel the

G♭5



*repeat to fade*

beat... t - ts - t - ts - t - t - tp - tp - tp - t - p - t - p - t - tp - t - tp - tp - tp - t - p - t - p - t - tp - t - tp - tp - tp -