

# MR. ROBOTO

Words and Music by  
DENNIS DeYOUNG

Freely



*mf*

E5

With a driving beat



Do - mo ar - i - gat - o, Mis - ter Ro - bot - o! Do - mo ar - i - gat - o, Mis -

*Original key: E<sub>b</sub> minor. This edition has been transposed down one half-step to be more playable.*

F D/E

- ter Ro - bot - o, mat - ah - o hi - ma de. Do - mo ar - i - gat - o, Mis -

F


- ter Ro - bot - o, him - it - su wo shi - ri tai.

N.C. § F


You're won - d'ring who I am; the mod - ern man,

N.C. F

(Se - cret, se - cret, I've got a se - cret!) ma - chine or man - ne - quin. who hides be - hind a mask,

N.C. 

— (Se - cret, se - cret, I've got a se - cret!) With parts — made in — Ja - pan. —  
 — (Se - cret, se - cret, I've got a se - cret!) so no — one else — can see, —



N.C. To Coda 


— (Se - cret, se - cret, I've got a se - cret!) I am — the mod - ern  
 — (Se - cret, se - cret, I've got a se - cret!) my true — i - den - ti -




 Dm

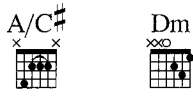
man!



 C

I've got a se - cret I've been hid - ing un - der my  
 I'm not a ro - bot with - out e - mo - tions. I'm not what you





skin. see. My heart is hu-man. I've come to help you My blood is boil-ing, with your prob-lem's



my brain I. B. M. — so we can be free. — So if you see me I'm not a her-o, act-ing strange-ly, I'm not a sav-ior.



don't be sur- prised. — For- get what you know. — I'm just a man who I'm just a man whose



need- ed some- one cir- cum- stanc- es and some- where to hide went be- yond his con- trol. to keep me a - Be- yond my con- trol.

B $\flat$  C/B $\flat$  Dm

live. Just keep me a - live. Some - where to  
 trol, we all need con - trol. I need con -

B $\flat$  C/B $\flat$  1 Dm

hide to keep me a - live.  
 trol. We all need con -

2 D N.C. D.S. al Coda

trol. I am

CODA N.C.

ty!  
 (vocal 1st time only)

Do - mo ar - i - gat - o, Mis - ter Ro - bot - o,

Dm9  3fr 



do - mo, do - mo, do - mo, do - mo. Do - mo ar - i - gat - o, Mis -




C 


- ter Ro - bot - o! Do - mo ar - i - gat - o, Mis - ter Ro - bot - o!




Dm  C 

Thank you ver - y much Mis - ter Ro - bot - o for do - ing the jobs — no -



Dm 

- bod - y wants to. And thank you ver - y much Mis - ter Ro - bot - o for





help - ing me es - cape when I need - ed to. Thank you!



Thank you, thank you! I wan - na



thank you! Please thank you! Oh,



yeah!

B $\flat$  C/B $\flat$  B $\flat$  C/B $\flat$

This system contains four measures of music. The top staff shows guitar chords: B $\flat$ , C/B $\flat$ , B $\flat$ , and C/B $\flat$ . The bottom staff shows piano accompaniment with a steady eighth-note bass line and chords in the right hand.

D N.C. Play 3 times

This system starts with a D guitar chord, followed by a section marked 'N.C.' (No Chords) for three measures. The piano accompaniment features a rhythmic pattern of eighth notes in the bass and chords in the treble.

lem's plain to see, too much  
Ma - chines  
Ma - chines

This system contains two staves of music. The top staff has a vocal line with lyrics: 'lem's plain to see, too much Ma - chines Ma - chines'. The bottom staff shows piano accompaniment.

Play 3 times

tech - no - lo - gy.  
to save our lives.  
de - hum - an - ize.

This system begins with a 'Play 3 times' instruction. It features a vocal line with lyrics: 'tech - no - lo - gy. to save our lives. de - hum - an - ize.' The piano accompaniment continues with a consistent rhythmic pattern.



The time\_\_\_ has come\_\_\_ at last\_\_\_

(Se - cret, se - cret, I've got a se - cret!) to throw\_\_\_ a - way\_\_\_ this mask.\_  
 (Se - cret, se - cret, I've got a se - cret!) Now ev - 'ry - one\_\_\_ can see\_\_\_

N.C.

(Se - cret, se - cret, I've got a se - cret!) my true\_\_\_ i - den - ti - ty!

N.C.

I'm Kil - roy, Kil - roy!

Dm