

# FAR AWAY

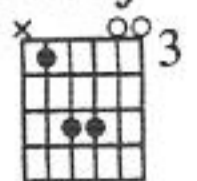
Lyrics by CHAD KROEGER  
Music by NICKELBACK

Gtr. in Drop D, down 1/2 step:

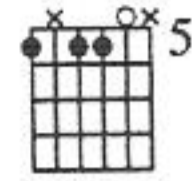
- ⑥ = D $\flat$     ③ = G $\flat$
- ⑤ = A $\flat$     ② = B $\flat$
- ④ = D $\flat$     ① = E $\flat$

Moderately slow  $\text{♩} = 84$

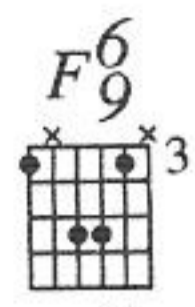
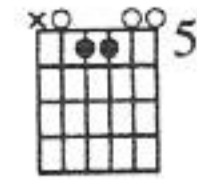
Guitar → Cmaj7



Gsus



Am7



Piano → Bmaj7


F#sus

G#m7

E $\flat$ 9

The first system of music shows the guitar and piano accompaniment. The guitar part consists of a series of chords: Cmaj7, Gsus, Am7, and F9. The piano part features a melody in the right hand and a bass line in the left hand, both in a 4/4 time signature. The tempo is marked as 'Moderately slow' with a quarter note equal to 84 beats per minute. The dynamics are marked as 'mf'.

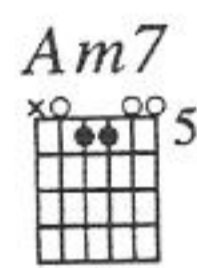
Verse:



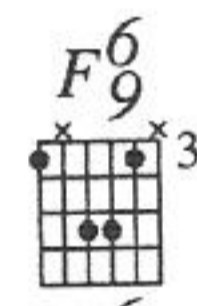
Bmaj7



F#sus

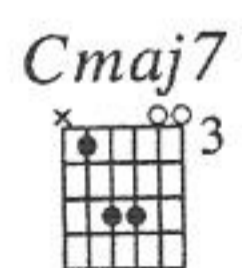


G#m7



E $\flat$ 9

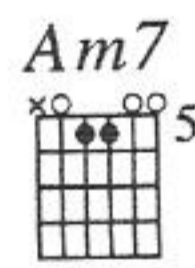
The second system of music includes the vocal line with lyrics. The lyrics are: "1. This time, this place, mis-used, mis-takes.. 2. On my knees, I'll ask last chance for one last dance..". The piano accompaniment continues with the same chord progression as the first system.



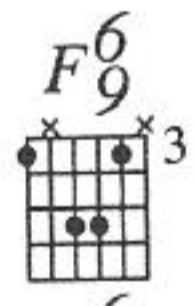
Bmaj7



F#sus

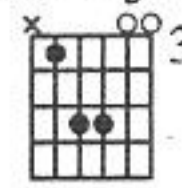


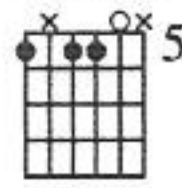
G#m7

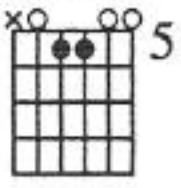


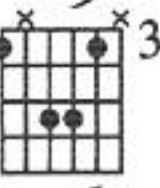
E $\flat$ 9

The third system of music includes the vocal line with lyrics: "'Cause Too long, too late. Who was I to make you wait. with you I'd with-stand all of hell to hold your hand." The piano accompaniment continues with the same chord progression.

*Cmaj7*  
  
*Bmaj7*

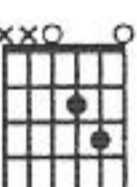
*Gsus*  
  
*F#sus*


*Am7*  
  
*G#m7*

*F9*  
  
*E9*


Just one chance, just one breath, just in case there's just one left.  
 I'd give it all, I'd give for us, give an - y - thing but I won't give up.



*D2*  
  
*C#2*


*F9*  
  
*E9*


'Cause you know, you know, you know.  
 'Cause you know, you know, you know.  
 Ah.




**Chorus:**

*C*  
  
*B*

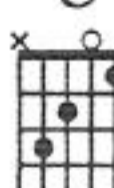
*G5*  
  
*F#5*

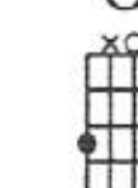
*Am*  
  
*G#m*


*Fmaj7*  
  
*Emaj7*

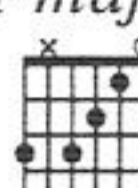
I love you, I have loved you all a - long.



*C*  
  
*B*

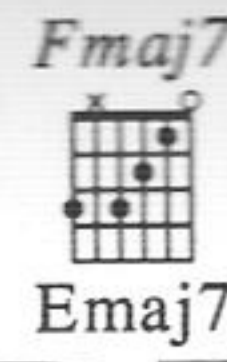
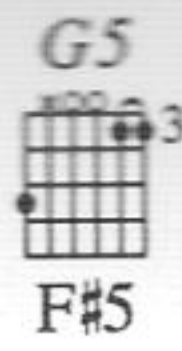
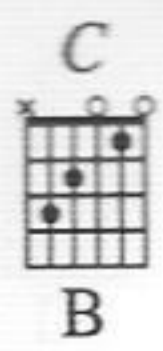
*G5*  
  
*F#5*

*Am*  
  
*G#m*

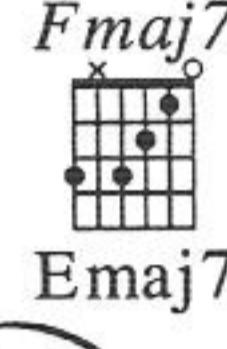
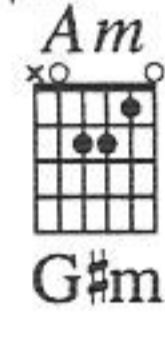
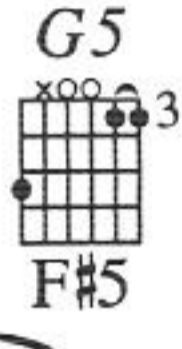
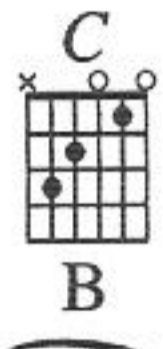
*Fmaj7*  
  
*Emaj7*

And I miss you, been far a - way for far too long.

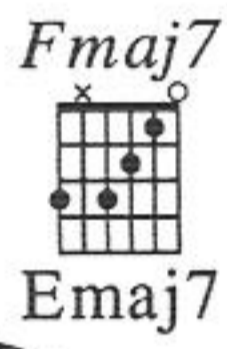





I keep dream - ing you'll be with me and you'll nev - er go.

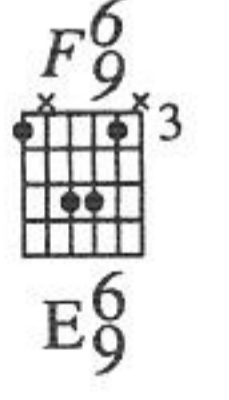
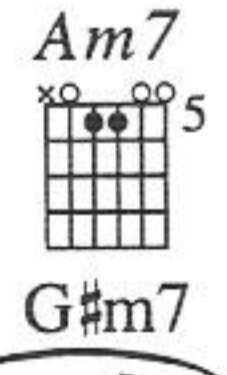
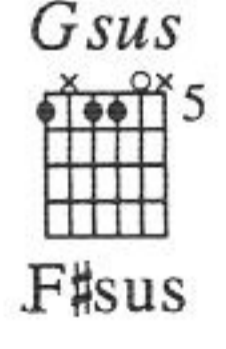
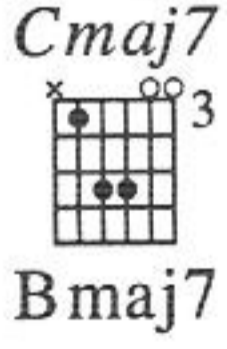


1. Stop breath - ing if I don't see you an - y - more.



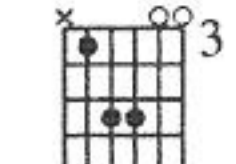
2. if I don't see you an - y - more.

Bridge:



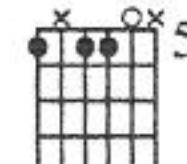
So far a - way, So far a - way. been far a - way for far too long.

Cmaj7



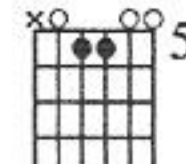
Bmaj7

Gsus



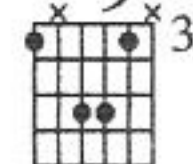
F#sus

Am7



G#m7

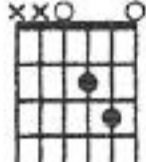
F#6



E6

So far a - way, So far a - way. been far a - way for far too long.

D2



C#2

Fmaj7




Emaj7

Ah. But you know, you know, you know.

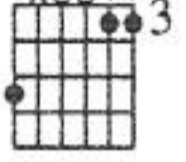
Chorus:

C



B

G5



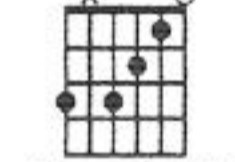
F#5

Am



G#m

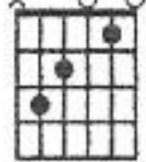
Fmaj7



Emaj7

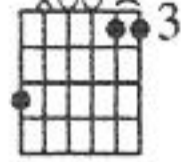
I want - ed, I want - ed you to stay,

C



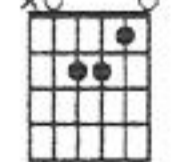
B

G5



F#5

Am



G#m

'cause I need - ed, I need to hear you say

D  
Db
 A5  
Ab5
 Bm  
Bbm
 Gmaj7  
Gbmaj7

that I love you, that I loved you all a - long.  
 That I love you.

D  
Db
 A5  
Ab5
 Bm  
Bbm
 Gmaj7  
Gbmaj7

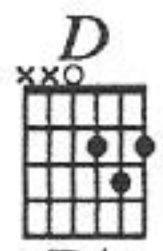
And I for - give you for be - ing a - way for far too long.  
 And I for - give you.

D  
Db
 A5  
Ab5
 Bm  
Bbm
 Gmaj7  
Gbmaj7

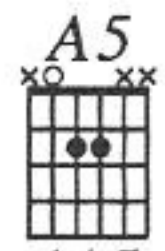
So keep breath - ing 'cause I'm not leav - ing you an - y - more.

D  
Db
 A5  
Ab5
 Bm  
Bbm
 Gmaj7  
Gbmaj7


Be - lieve it. hold on to me and nev - er let me go.



D<sub>b</sub>



A<sub>b</sub>5



B<sub>b</sub>m



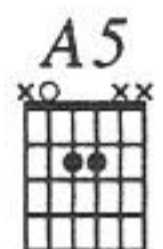
G<sub>b</sub>maj7

Keep breath - ing. \_\_\_\_\_

Hold on to me \_\_\_\_\_ and nev - er let me go. \_\_\_\_\_



D<sub>b</sub>



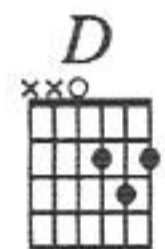
A<sub>b</sub>5



B<sub>b</sub>m



G<sub>b</sub>maj7



D<sub>b</sub>

Keep breath - ing. \_\_\_\_\_

Hold on to me \_\_\_\_\_ and nev - er let me go. \_\_\_\_\_